




# **POMONA CHOICE ENERGY 5 YEAR UPDATE**

# Power Choice Program

## What is Power Choice?



**A First-of-its-kind locally supported solar & battery storage program**

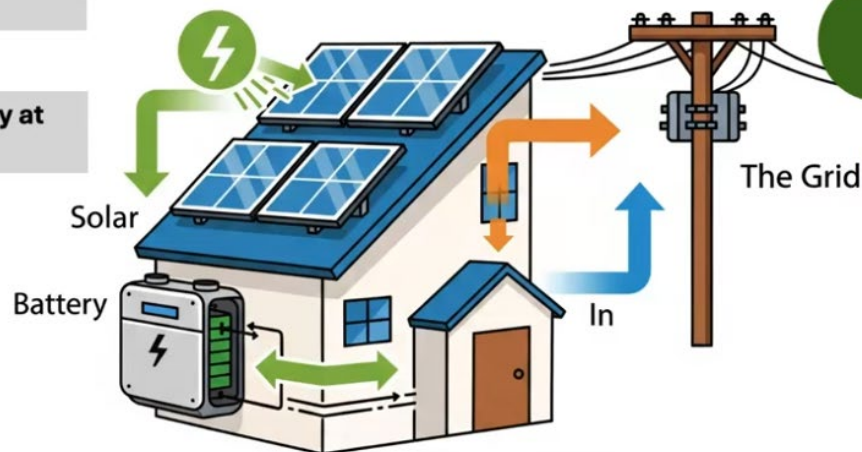
**Available to CCA customers to provide affordable, sustainable, & resilient energy to the community**

**No upfront cost  
No credit check  
No property lien  
No separate billing**

# Power Choice Benefits

## What are the system benefits?

- Creates **RESILIENCY** by enabling whole home back-up
- **Self-reliant power** that **reduces** exposure to **SCE costs**
- **Produce your own clean energy at home**, energy independence



# Sign up for Power Choice and potentially win a new EV!



- Winners get to choose (select list of models)
- PE will provide cash to help with taxes
- Cash Alternative (if you don't need vehicle)

**Go to:**  
[EVContest.Particiate.Energy](https://EVContest.Particiate.Energy)

**Win a Free EV!**

## **3 Simple Steps!**

1. Enroll in Power Choice
2. Submit a photo of your installed system
3. Write a short story about your experience



# Summary

- Established in October 2020
- PCE Customer Count
  - 36,370 residential customers
  - 4,970 Commercial/Industrial Customers
  - 378 Governmental Customers
  - PCE customer usage is 41,207 MWh / month
- Annual sales ~\$55 million
- Staffing
  - Water Resources staff
  - CalChoice
    - Specialty consultants
- Loan payments to the GF (\$47,500) and Water repaid in full (\$7.7M)

# PCE Goals

- Council established goals include:
  - Provide options for energy provider
  - Provide options for type of power provided
  - Provide power at a discount
  - Create a revenue stream to support the City's climate action plan

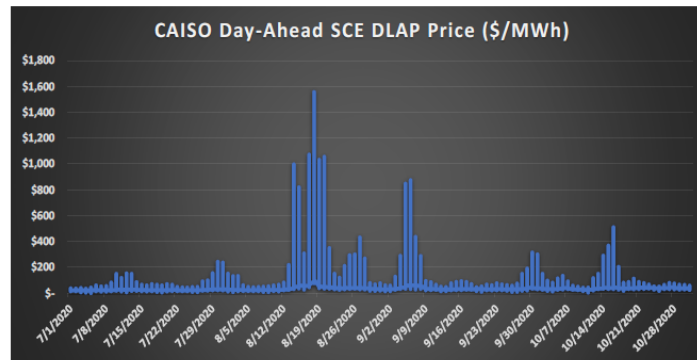
# Lessons learned

- The power market is very volatile
- Tracking SCE as the benchmark is very tough as SCE looks backwards when setting rates and regularly adjusts their rate, where PCE forecasts looking forward
- It takes a village to operate a power utility
- Trend data does not exist when you start a new utility so forecasting difficult

# December 2020 Operations Report

## CAISO Spot Price Volatility in 2020

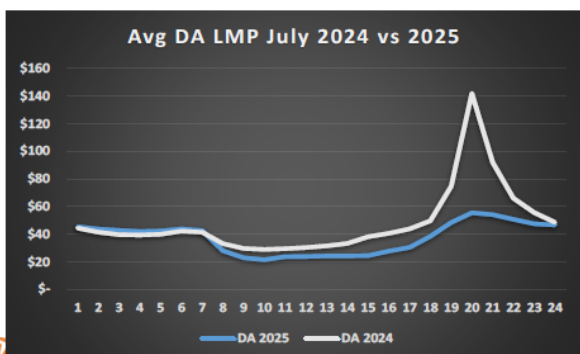
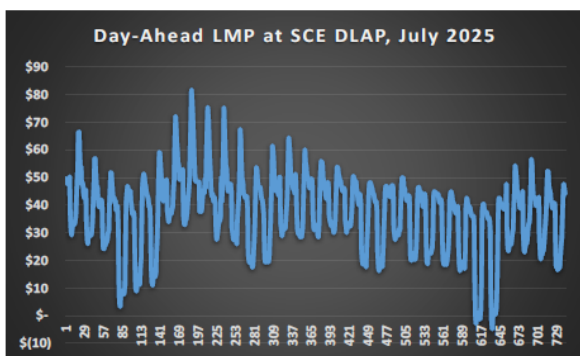
- Due to extreme heat events from late-July through mid-October 2020 combined with a very tight supply and demand balance, CAISO spot prices surpassed \$1,500/MWh during certain hours in August
- CalChoice/Pomona Choice enters into forward CAISO energy purchases to protect/hedge itself from extreme spot prices





# November 2025 Operations Report

## July 2025 CAISO Energy Prices



- Peak pricing approximated \$80/MWh
- Day-ahead DLAP prices averaged about **\$37.25/MWh**, which is approximately \$2.48/MWh more than average real-time DLAP prices
- By comparison, day-ahead DLAP prices averaged **\$48.15/MWh** during July 2024

# Common Question

- “With PCE I now pay two bills”
- No. Delivery and Generation are separate components of any bill regardless of your energy provider

Service account 8000000000  
 Service address 123 MAIN STREET  
 ANYTOWN, CA 90000

Rotating outage Group N001

## DELIVERY

### SOUTHERN CALIFORNIA EDISON

delivers your electricity

## Your past and current electricity usage

For meter 220000-4000000 from 03/23/21 to 04/22/21

Total electricity you used this month in kWh

849

Your next billing cycle will end on or about 05/23/21.

### Your daily average electricity usage (kWh)

2 Years ago: N/A

Last year: 19.83

This year: 27.39



\* No data available

## Details of your new charges

Your rate: D-SDP-O (SCE)

Billing period: 03/23/21 to 04/22/21 (31 days)

### Delivery charges - Cost to deliver your electricity

Basic charge	31 days x \$0.03100	\$0.96
Energy-Winter		
Tier 1 (100% of baseline)	372 kWh x \$0.13095	\$48.71
Tier 2 (101% to 400%)	477 kWh x \$0.19713	\$94.03
CA Climate Credit		-\$29.00

### CCA cost responsibility surcharge

PCIA	849 kWh x \$0.02914	\$24.74
DWR bond charge	849 kWh x \$0.00580	\$4.92
CTC	849 kWh x -\$0.00002	-\$0.02

### Other charges or credits

Generation Municipal Surcharge	\$0.74
--------------------------------	--------

Subtotal of your new charges \$145.08

Your new charges \$145.08

Your

• \$17.

• \$91.

• -\$0.

char

• \$9.6

adju

• \$13.

char

• \$10.

char

Your

• \$1.3

Service account 8000000000  
 Service address 123 MAIN STREET  
 ANYTOWN, CA 90000

Rotating outage Group N001

## SUPPLY/GENERATION

### COMMUNITY CHOICE AGGREGATOR

supplies your electricity

## Details of your new charges

### COMMUNITY CHOICE AGGREGATOR

Your rate: DOMESTIC

Service Account: 8000000000

Billing period: 03/23/21 to 04/22/21 (31 days)

### Generation Charges

Generation	848.5869 kWh @ 0.07428	\$63.03
Utility Users Tax		\$0.15
Energy Surcharge		\$0.10

Sub-Total of CCA Generation Charges \$63.28

Your New Charges \$63.28

## Things you should know

**ENERGY ADVISOR PROGRAM: Free Tips to Spend Less**

### COMMUNITY CHOICE AGGREGATOR Information

Learn more about energy use, weatherization, upgrades and financing. Get your home surveyed today!



# Pomona/SCE Rate Comparison

RESIDENTIAL			
D			
2025 Schedule D	SCE	Pomona Choice	Pomona Choice 100 100% Renewable
Generation Rate (\$/kWh)	\$0.13170	\$0.13759	\$0.13759
SCE Delivery Rate (\$/kWh)	\$0.25995	\$0.25400	\$0.25400
Surcharges (\$/kWh)	NA	(\$0.00389)	(\$0.00389)
Total Costs (\$/kWh)	\$0.39165	\$0.38770	\$0.38770
Choice 100 Premium	NA	NA	\$2.00
<b>Average Monthly Bill (\$)</b>	<b>\$211.88</b>	<b>\$209.75</b>	<b>\$211.75</b>
Monthly Usage: 520kWh			
Rates are current as of December 1, 2025			




# FY 2025-2028 Financial Projections

Fiscal Year Ending:	2026	2027	2028
<b>I. Revenue</b>			
Retail Sales	55,266,749	50,929,730	51,316,796
Uncollectibles	(1,105,335)	(1,018,595)	(1,026,336)
Subtotal Revenue	54,161,414	49,911,136	50,290,460
<b>II. Operating Expenses</b>			
Power Supply	49,454,872	46,285,300	44,838,462
CalChoice Service Fees	790,337	814,047	838,468
Data Management	617,376	622,057	626,775
SCE Service Fees	81,228	81,810	82,397
Mandatory Compliance Costs	85,320	85,967	86,619
Subtotal Operating Expenses	51,029,132	47,889,181	46,472,722
Operating Margin	3,132,281	2,021,955	3,817,739
<b>III. Discretionary Overhead</b>			
Staff	295,036	303,887	313,004
Other Operating Expenses	116,139	119,623	123,212
Subtotal Discretionary Overhead	411,176	423,511	436,216
<b>IV. Financing</b>			
Startup Funding Repayment	-	-	-
Reserve/Contingency	1,658,002	1,527,892	1,539,504
Subtotal Financing	1,658,002	1,527,892	1,539,504
<b>V. Interfund Loan</b>	-	-	-
<b>V. Total Revenue Requirement</b>	53,098,310	49,840,584	48,448,442
<b>VI. Net Surplus/(Deficit)</b>	1,063,103	70,552	1,842,019



# Current Programs



A Program by Pomona Choice Energy

CARE / FERA PROGRAM



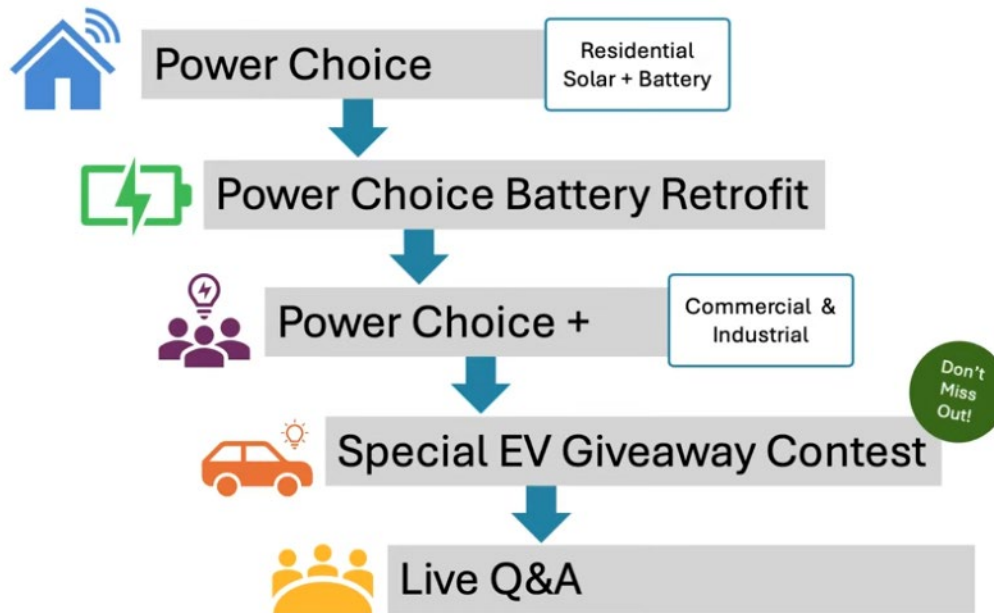
POWER CHOICE+ COMMERCIAL & INDUSTRIAL

Call 888-8-HAPPY-8



# Power Choice

## Coming Up...



# Power Choice Program Webinar



Discover how Power Choice makes the transition to clean energy simple, affordable and hassle-free.

- ✓ Long term energy savings
- ✓ Emergency power backup
- ✓ Clean green energy
- ✓ Complimentary repairs and replacement

📺 Watch the recording here:

[https://youtu.be/5xC2We7be\\_Q](https://youtu.be/5xC2We7be_Q)

If you're ready to learn whether Power Choice is right for you, visit our website or reach out for personalized assistance.