

Development of the 2020-2021 Annual Action Plan



Presented
By
City of Pomona

Neighborhood Services Department
Housing Division



Purpose of the Consolidated Plan

The Plan serves as:

- A planning document which builds on a comprehensive consultation and citizen participation process;
- An application for HUD federal funds;
- A five-(5) year strategy to meet housing, homelessness, community development, and economic development needs;
- An outline for Development of the Annual Action Plan for investing Federal funds in the community;

The City currently participates in the following Federal Entitlement Programs:

- Community Development Block Grant (CDBG) Funds;
- HOME Investment Partnership Program (HOME) Funds;
- Emergency Solutions Grant (ESG) Funds;

HUD Consolidated Plan requirements:

- Build consensus for the Plan;
- Seek partners (community based organizations & citizens);
- Identify priority needs, goals and strategies based on Community Participation;
- Target efforts for Federal Funds (build on existing capital improvements and infrastructure plans housing needs; public services needs; neighborhood sustainable efforts);
- Focus on leveraging additional money (not just CDBG, HOME and ESG);
- Target emphasis (Low-income persons and CDBG-eligible areas in the City).

Consultation & Citizen Participation

During the development of the 2020-2021 Annual Action Plan and as part of the public participation process, the City is consulting with the following stakeholders to solicit their input on the City's housing and community development needs in order to identify goals and strategies :

- City Council;
- Community Residents;
- Community Agencies serving Children, the Elderly, Persons with Disabilities, the Homeless and Persons w/ AIDS;
- State and Local Health Agencies;
- Adjacent Local Governments;
- Economic Development Interests;
- Public Housing Agencies;

Staff will utilize the following forums to receive stakeholder input:

- Study Sessions/Public Hearing
- Stakeholder Focus Groups
- Community Needs Survey through Mailing, Distribution, Press Release and Posting of Survey on the Internet
- Telephone/Personal Interviews

Previous Consolidated Plan Goals

Housing Strategies

- Preserve the City's existing affordable housing stock through rehabilitation;
- Preserve the City's existing moderate housing stock through homeowner rehabilitation;
- Further fair housing efforts;
- Preserve at-risk housing stock and prevent slum/blight through Mobile Home Rehabilitation;
- Increase affordable housing opportunities by assisting CHDO's;
- Increase affordable housing opportunities for low- to moderate first-time homebuyers;
- Increase affordable housing opportunities through Section 8 Rental Assistance;
- Increase affordable housing opportunities through HOME-funded Tenant-Based Rental Assistance;
- Increase the supply of affordable housing through acquisition, rehabilitation and/or resale;
- Conduct proactive code enforcement in targeted areas to prevent slum and blighted conditions;
- Reduce the number of housing units with lead-based paint hazards through education, testing and remediation.

Previous Consolidated Plan Goals (cont.)

Homeless Strategies:

- ❖ Strengthen the Continuum of Care by addressing gaps in residential and non-residential services
- ❖ Implement a plan of homeless prevention
- ❖ Increase essential services to the homeless population
- ❖ Develop and Implement a Homeless Management Information System
- ❖ Develop and implement a Strategic Plan to end homelessness
- ❖ Improve access to services and information and increase levels of referral

❖ Community Development Strategies:

- ❖ Improve overall infrastructure of low- to moderate-income neighborhoods
- ❖ Improve recreational and community facilities located in low- to moderate-income neighborhoods
- ❖ Improve ADA accessibility throughout the City
- ❖ Improve access to public services for special needs population (youth and families)
- ❖ Improve access to health care for at-risk households
- ❖ Improve the quality of life and mobility for the senior population
- ❖ Improve public safety through crime prevention oriented policing

❖ Economic Development Strategies:

- ❖ Provide funds to organizations that will create, retain or expand job opportunities to low- to moderate-income persons

Five-Year Snapshot of HUD Allocations

Year	CDBG	HOME	ESG
2019-20	\$2,076,396	\$778,285	\$183,894
2018-19	\$2,167,226	\$803,709	\$181,281
2017-18	\$2,013,735	\$555,790	\$178,441
2016-17	\$1,982,076	\$535,235	\$181,083
2015-16	\$2,011,586	\$514,397	\$180,540

The City's planning for FY 20-21 is based on the current allocation until we receive notification of the final award.

Statutory Spending Caps

CDBG

- ❖ 20% Admin
- ❖ 15% Public Services
- ❖ Remaining funds are spent on eligible activities

❖ HOME

- ❖ 10% Admin
- ❖ 15% Community Housing Development Orgs (CHDO's)
- ❖ Remaining funds are spent on eligible activities

❖ ESG

- ❖ 7.5% Admin
- ❖ A combined 60% cap on Street Outreach and Emergency Shelter
- ❖ Eligible activities include, Shelter Operations, Homeless Prevention, Street Outreach, Rapid Re-housing and HMIS

Eligible Activities

Eligible activities include, but are not limited to the following activities under the three sources funding:

CDBG

Public Facilities and Improvements
Fair Housing Services
Housing Rehabilitation
Code Enforcement
Public Services
Historic Preservation
Lead-Based Paint Testing and Abatement
Economic Development
Administrative Costs

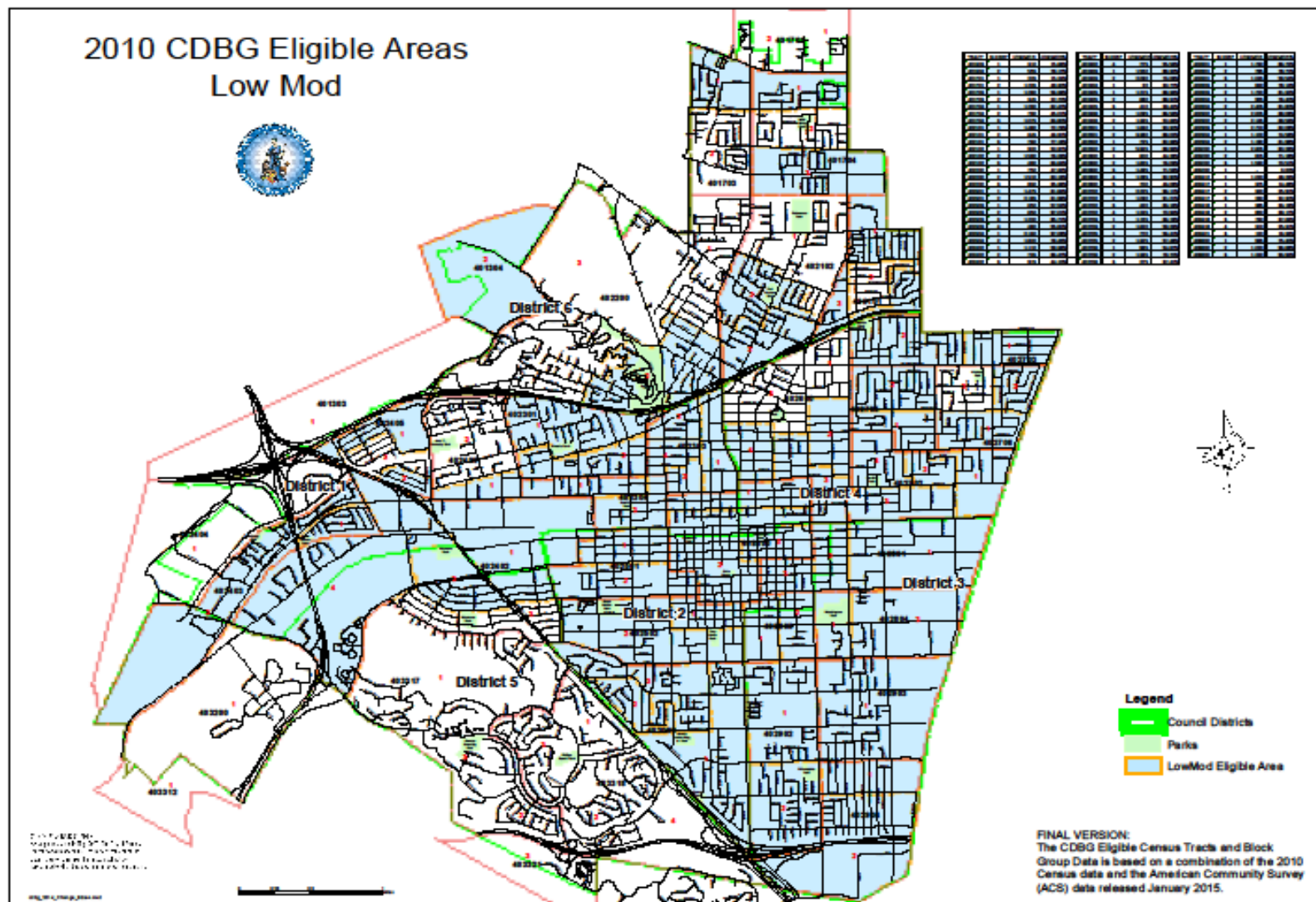
HOME

Homeowner Rehabilitation: (repair and/or rehabilitation of homes)
Homebuyer Activities: (acquisition, rehabilitation or new construction for homebuyers)
Rental Housing: (acquisition, rehabilitation or new construction of affordable rental housing)
Tenant-Based Rental Assistance: (rent, security deposits and, under w/conditions, utility deposits)
Administrative Costs

ESG

Homeless Management Information System (HMIS)	Homeless Prevention
Rapid Re-Housing	Administration Costs
Emergency Shelter	
Street Outreach	

2010 CENSUS Map



Five - Year Highlights

(CDBG-Funded Projects 2013-2018)

These are the activities that were funded during the last Consolidated Plan period (2013-2018) using Community Development Block Grant (CDBG) funds:

Neighborhood Services

- Code Enforcement
- Community Oriented Policing
- Housing Facade Program
- Emergency Housing Repair Grant
- Economic Development



Public Infrastructure

- Alley Improvements
- Street Improvements
- Sidewalk Improvements
- ADA Curb Ramp Installation

Public Services

After School Recreational and Educational Programs

Fair Housing Services

Youth Leadership Programs

Domestic Violence Programs

Human Services Programs



Affordable Housing Highlights



Substantial Rehabilitation

Before and After



Substantial Rehabilitation


Interior Improvements



Floors



Ceiling and Wall Paint




Sliding Door



Sink, Plumbing and Kitchen
Counters



Bathroom



Electrical Work

Substantial Rehabilitation

Exterior Improvements



Sod and Driveway



Room Addition



Re-roof



Walkway



Repaired Patio Cover



Garage Door



windows



Fence



Stucco & Exterior Paint

Emergency Repair



New Electrical Panel

Mobile Home Rehabilitation



Before



After

Facade Program



Infrastructure and Facilities Improvements



Towne Ave.



San Antonio Ave.



New playground at Ganesha Park



Streetlights

**Your Input is
Our Priority!
Deadline is
January 30th!**

**To fill out the survey online
go to
www.ci.pomona.ca.us**

**CITY OF POMONA
COMMUNITY NEEDS SURVEY**

Dedicated to improving the quality of life for our community
The City of Pomona is conducting a community needs survey in your neighborhood to gather information on the types of services and improvements that may be needed. Please tell us what you feel is important in your neighborhood by rating the need for each item. Please fill in all the blanks completely, like this ● not like this ✕ or ○.

District (blank if unknown)

1	2	3	4	5	6
○	○	○	○	○	○

COMMUNITY FACILITIES

	High	Medium	Low	No Priority
Senior centers	○	○	○	○
Youth centers	○	○	○	○
Child care centers	○	○	○	○
Park and recreation facilities	○	○	○	○
Health care facilities	○	○	○	○
Community centers	○	○	○	○
Libraries	○	○	○	○

INFRASTRUCTURE

	High	Medium	Low	No Priority
Drainage improvement	○	○	○	○
Water/Sewer improvement	○	○	○	○
Street/Alley improvement	○	○	○	○
Street lighting	○	○	○	○
Sidewalk improvement	○	○	○	○

SPECIAL NEEDS SERVICES

	High	Medium	Low	No Priority
Centers/Services for people with disabilities	○	○	○	○
Accessibility improvements	○	○	○	○
Domestic violence services	○	○	○	○
Substance abuse services	○	○	○	○
Homeless shelter/services	○	○	○	○
HIV/AIDS centers and services	○	○	○	○
Neglected/Abused children centers and services	○	○	○	○

HOUSING

	High	Medium	Low	No Priority
Improvements for individuals with disabilities	○	○	○	○
Homeowners housing rehabilitation	○	○	○	○

HOUSING CONTINUED

	High	Medium	Low	No Priority
Foreclosure	○	○	○	○

COMMUNITY SERVICES

	High	Medium	Low	No Priority
Senior services	○	○	○	○
Youth activities	○	○	○	○
Child care services	○	○	○	○
Transportation services	○	○	○	○
Anti-crime programs	○	○	○	○
Health services	○	○	○	○
Mental health services	○	○	○	○
Legal services	○	○	○	○
Youth employment	○	○	○	○

NEIGHBORHOOD SERVICES

	High	Medium	Low	No Priority
Tree planting	○	○	○	○
Trash and debris removal	○	○	○	○
Graffiti removal	○	○	○	○
Code enforcement	○	○	○	○
Parking facilities	○	○	○	○
Clean up abandoned lots and buildings	○	○	○	○

BUSINESSES AND JOBS

	High	Medium	Low	No Priority
Start-up business assistance	○	○	○	○
Small business loans	○	○	○	○
Job creation and retention	○	○	○	○
Employment training	○	○	○	○
Business mentoring	○	○	○	○

FY 19-20 Survey results

(Contributed to the development of FY 19-20 Annual Action Plan)

The top three (3) priority needs for each category are identified as follows:

Housing

- Special Needs (seniors, persons with disabilities) (73%)
- Affordable Housing (acquisition, rehabilitation, new construction) (71%)
- First Time Homebuyers (down payment assistance) (68%)

Community Development

- Public Infrastructure (streets, alleys & streetlights) (90%)
 - Park and Community Centers (84%)
 - Code Enforcement (78%)

Homeless Services

- Homeless Prevention (86%)
- Emergency Shelter (76%)
- Street Outreach (75%)

Public Service

- Anti-Crime Program (community oriented policing) (88%)
- Youth Services (recreation, educational programs) (84%)
- Senior Services (wellness, physical, nutritional programs) (79%)

FY 2019-2020 Annual Action Plans

SCHEDULE DATES

DATE	ACTIVITY
October 24, 2019	CDBG Request for funding (RFP) application release date
November 7, 2019	RFP Technical Assistance Workshop
January 9, 2020	CDBG Proposals Due by 4:00pm (ONLINE)
October 10, 2019 - January 30, 2020	Conduct citizen participation outreach via meetings and surveys; other community input via stakeholder meetings
January - February 2020	Proposal review. Send notification letters to applicants and advise public of meeting/hearing
March - May, 2020	Budget meetings, draft plan and public hearings
May 15, 2020	HUD deadline for receipt of the Consolidated and Annual Action Plan
July 1, 2020	Fiscal year 2020-2021 program year begins

Staff Contact List

Beverly Johnson, Housing Services Manager
(909) 620-2433

Isabel Abundis, Housing Analyst
(909) 620-3772

Vanessa Garcia, Housing Technician
(909) 620-2001

Donyielle Holley, Homeless Programs Supervisor
(909) 620-2571